



FRESNO CALIFORNIA

# THE COST

OF GUN VIOLENCE

THE DIRECT COST TO TAXPAYERS

**F**resno has long been considered the capital of California's Central Valley. While supplying much of California and even the country with its produce, the Central Valley had been considered the other part of the State, ignored by the coastal cities in Southern California and the Bay Area. But over the past decade, with large numbers of people fleeing the coast for the Central Valley, Fresno has gained significant prominence. The city has experienced steady growth over the past 10 years. Fresno is now the fifth largest city in California with 530,000 residents and more than 1 million people living in its metro area.

Fresno is also very diverse. More than two-thirds of residents are people of color; Latinos make up nearly half of the population. According to the most recent census data, Whites went from making up the vast majority of the population at 72 percent in 1970, down to 30 percent in 2010.

Though not among the most violent cities in the country, Fresno does have a violent crime rate well above the national average. The City has had a long history of intractable gang violence. In 2018, Fresno had the lowest homicide tally in at least the previous 15 years, but last year the City experienced a 30 percent increase in murders.

When someone is shot in Fresno, there is an immediate, multifaceted, and very expensive response from an array of government agencies. The Fire Department dispatches EMTs,

**When someone is shot in Fresno, there is an immediate, multifaceted, and very expensive response from an array of government agencies**

government contracted ambulances respond, several police units descend on the scene, investigators from the District Attorney's office often arrive, and if the victims are declared dead on the scene, the coroner is called. All of this is only at the shooting scene itself. Following the shooting, there is a hospitalization often paid for by tax dollars and, in the case of serious injury, rehabilitation. Victim compensation is often provided. There is a protracted investigation by the Fresno Police Department (FPD) and the Fresno County District Attorney. They are sometimes joined by the federal U.S. Attorney. Most often there is a trial and long incarceration period. When there are multiple victims and/or multiple suspects, these efforts are multiplied for a single shooting incident.

These are just some of costs of each injury shooting in Fresno. The National Institute for Criminal Justice Reform (NICJR) received funding from The California Wellness Foundation, which has invested in violence prevention efforts in Fresno, to conduct a detailed analysis and publish this Cost of Gun Violence study documenting the detailed government expenses that accompany every injury shooting in the City. NICJR tracked the direct costs of each shooting and has deliberately used the low end of the range for each expense. Additionally, not included in this study are the loss of production costs when the victim(s) or suspect(s) were working at the time of the incident. Nationally, those costs have been estimated at an additional \$2 million for each shooting incident. Therefore, the calculated per homicide cost of \$3.0 million in Fresno is a safe estimate, the real cost is likely even higher.

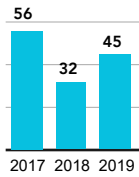
Shooting response and investigation is very time consuming. If police officers were freed up to focus on more service to the community, response times on all calls for service could increase, improved engagement with the community could be achieved, and overall crime could be reduced. FPD could also invest more time and effort in its own Violence Intervention & Community Services (VICS) Unit.

**POPULATION**

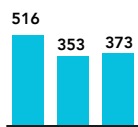
531,576

**POLICE FORCE**

810



**HOMICIDES**



**SHOOTING INCIDENTS**

SOURCE: Fresno Police Department



# FRESNO CALIFORNIA COST BREAKDOWN

(CONTINUED FROM PREVIOUS PAGE)

Established in 2006 to be a multidimensional community engagement and violence reduction strategy, the objective of the VICS "is to minimize violence in our community by increasing collaborative efforts and provide support for our youth and families through partnerships."

The deadly coronavirus is having severe impacts on local government budgets. Therefore, Fresno will have even more limited resources in the next few years. Savings from reduced shootings could be used to better invest in community-based interventions

## Savings from reduced shootings could be used to better invest in community-based interventions and services

and services. In 2019, the Fresno City Council approved a new initiative to help reduce gun violence in the City. Local community leaders advocated for Fresno to partner with Advance Peace, a successful gun violence initiative that was responsible for reducing homicides in Richmond, CA, by more than 70 percent. Citing the need to balance the budget, the Mayor rejected the City Council's plan through a line-item veto.



1

## CRIME SCENE RESPONSE


The response to a severe injury shooting or homicide scene usually includes a heavy police presence, Fire/ EMT response, along with medical transport. According to officials with the Fresno Police Department, up to 16 officers including Patrol, Homicide Unit, and CSI investigators respond to a typical homicide shooting.



2

## HOSPITAL & REHABILITATION

Once a victim has been transported to the hospital, the cost of the Trauma Unit, surgery and rehabilitation are exorbitant. Costs can range from \$88k to \$144k per incident. With more than **two-thirds** of gunshot victims either uninsured or on Medical, this puts a tremendous strain on the county's hospital network.



3

## CRIMINAL JUSTICE

Police investigation; a trial or court process that includes prosecution and defense costs; and court staff make up the many costs of the court process in injury shooting and homicide cases. And due to the heavy penalty of homicide convictions, these cases often go to trial. Sometimes these cases involve multiple suspects with multiple court dates and separate trials. From the time of arrest, the court proceedings in an injury shooting and homicide case can take two years.



4

## INCARCERATION

Incarceration accounts for a large portion of the costs once a suspect is arrested. The Fresno County Jails cost on average \$234 per day. Suspects can remain in the county system for two years until their trial, sentencing, and placement into the State prison system. The California State prison system cost \$290 per day and can range from \$913k to over \$2.6 million to incarcerate individuals convicted of attempted murder or homicide.



5

## VICTIM SUPPORT

The majority of these costs are covered by California's Victim Compensation program. Costs can range from \$87k to \$106k and include burial expenses, lost wages for a year, medical expenses, and counseling. Other costs in this category include county Social Services, the cost of families losing a financial contributor and the cost of the autopsy.



6

## LOST TAX REVENUE

California has a State Income Tax with a flat fee of \$348.89 plus 4% of any income over \$22,107 for a person making \$30k/year along with a combined State/Local Sales tax of 8.35%. When an injury shooting or homicide occurs, the State and County loses the ability to collect taxes (both income and sales tax) from the incarcerated suspects and homicide victims. Each incident can represent the lost tax revenue of two to three individuals, from 9 to 25 years.





**FRESNO**  
CALIFORNIA



# The Cost Per Shooting

The true governmental cost of gun-violence to the City, County and State.



## Homicide Cost

### CRIME SCENE

**\$9,047**

- \$3,096 Police Response
- \$2,500 Scene Cleanup
- \$2,451 Fire/EMT
- \$1,000 Ambulance Transport



### HOSPITAL

**\$88,525**

- \$1,428 EMR/Trauma Center
- \$87,097 Gunshot Surgery



### CRIMINAL JUSTICE

**\$151,118**

- \$8,400 Police Investigation
- \$133,918 DA & Public Defender
- \$8,800 Court Process



### INCARCERATION

**\$2,611,833**

- \$170,820 Pre-Trial Incarceration
- \$2,441,013 Prison Placement



### VICTIM SUPPORT

**\$106,916**

- \$2,500 Corner's Office
- \$70,000 Victim of Crimes
- \$34,416 Receiving Social Service Benefits  
(one year support for two families)



### LOST REVENUE

**\$74,500**

- \$74,500 Sales Tax Revenue  
(both suspect & murder victim)



**\$3.0M**

Per **Homicide** Shooting

per **one** suspect



total cost based on two suspects

**\$6.0M**

per **homicide** shooting

## Injury Shooting Cost

### CRIME SCENE

**\$7,324**

- \$1,373 Police Response
- \$2,500 Scene Cleanup
- \$2,451 Fire/EMT
- \$1,000 Ambulance Transport

### HOSPITAL

**\$144,617**

- \$1,428 EMR/Trauma Center
- \$87,097 Gunshot Surgery
- \$56,092 Rehabilitation

### CRIMINAL JUSTICE

**\$17,360**

- \$2,520 Police Investigation
- \$13,640 DA & Public Defender
- \$1,200 Court Process

### INCARCERATION

**\$913,737**

- \$170,820 Pre-Trial Incarceration
- \$742,917 Prison Placement

### VICTIM SUPPORT

**\$87,208**

- \$70,000 Victim of Crimes
- \$17,208 Receiving Social Service Benefits  
(one year support for one family)

### LOST REVENUE

**\$13,410**

- \$13,410 Sales Tax Revenue

**\$1.2M**

Per **Injury** Shooting  
per **one** suspect



total cost based on two suspects

**\$2.4M**

per **injury** shooting





## CRIME SCENE

Subject:	Police Response	Fire/EMT Transport	Scene Clean Up
Source	<ul style="list-style-type: none"> <li>Interviews with top officials of the Fresno Police Department</li> <li>Fresno government salaries (<a href="#">Link</a>)</li> <li>Forensic (County) (<a href="#">Link</a>)</li> </ul>	<ul style="list-style-type: none"> <li>Fresno Fire Department Annual Report (<a href="#">Link</a>)</li> <li>KWPH Enterprises Service Contract (<a href="#">Link</a>)</li> </ul>	<ul style="list-style-type: none"> <li><a href="#">CSCS Crime Scene Cleanup</a></li> <li><a href="#">BioRecovery</a></li> </ul>
Notes	<p>Initial police response to a homicide scene typically includes 4 patrol, 1 Lt, 2 Sgt, 3 detectives, 2 CSI and 1 Forensic tech. They remain on the scene for 6 hours.</p> <p>Initial police response to an injury shooting scene typically includes 4 officers, 3 detectives, 2 Sgt, 1 Lt, and 1 CSI Tech. They remain on the scene for 3 hours.</p>	<p>Fire &amp; EMT GF <a href="#">FY20 Budget</a> = <b>\$75,220,400</b>                      Total Responses = 44,978                      Medical Responses = 30,680                      Average cost per response = <b>\$2,451</b>                      Ambulance Transport = <b>\$1,000</b></p>	<p>Average cost among competitive vendors to clean up crime scenes involving blood = <b>\$2,500</b></p>

## HOSPITAL

Subject:	ER/ Surgery for Gun-Shot Victim
Source	<ul style="list-style-type: none"> <li>2020 National Trends and Cost Burden of Surgically Treated Gunshot Wounds in the US (<a href="#">Link</a>)</li> <li>2021 Firearm Injuries: Health Care Service Needs and Costs (<a href="#">Link</a>)</li> </ul>
Notes	<p>Average cost of gun-shot victims treated and released the same day = \$1,428 (ER base cost)                      Average cost of gun-shot victims requiring surgery and hospital stay = \$87,097 (surgery cost) + \$56,092 (hospital stay &amp; rehabilitation center)                      Average cost of gun-shot victims who required surgery, a hospital stay, and were released to rehabilitation centers = \$144,667 (ER cost, surgery &amp; rehabilitation cost) Formula for this study: (Base cost + surgery cost - 1/5 (20%) of surgery cost) = \$70,820 per shooting victim requiring surgery and rehabilitation.</p>

## CRIMINAL JUSTICE

Subject:	Police Investigation	DA & Public Defender	Court Process
Source	<ul style="list-style-type: none"> <li>Comparative interviews with police department across the nation.</li> <li>Interviews with top officials of the Fresno Police Department.</li> <li>Fresno PD salaries (<a href="#">Link</a>)</li> </ul>	<ul style="list-style-type: none"> <li>Estimates of Time Spent in Capital and Non-Capital Murder Cases (<a href="#">Link</a>)</li> <li>Interview with Public Defenders Office</li> <li>Deputy District Attorney III: (<a href="#">Link</a>)</li> <li>Deputy Public Defender III: (<a href="#">Link</a>)</li> </ul>	<ul style="list-style-type: none"> <li>Fresno County Judicial Salaries (<a href="#">Link</a>)</li> <li>Judicial Weighted Caseload Measurement (<a href="#">Link</a>)</li> <li>CA Superior courts salary schedule: (<a href="#">Link</a>)</li> </ul>
Notes	<p>Investigations typically can extend over a two year period. An average of <b>60 hours</b> is spent on attempted murder cases and <b>200 hours</b> for homicides cases.</p> <ul style="list-style-type: none"> <li>\$42/hr (2 Detective) x 30 hours = <b>\$2,520</b></li> <li>\$42/hr (2 Detective) x 100 hours = <b>\$8,400</b></li> </ul>	<p><b>1087 hours</b> to defend &amp; prosecute a murder case x <b>\$88</b> (DA <b>\$44/hr</b> + PD <b>\$44/hr</b>) = \$95,696 + 40% overhead = <b>\$133,918</b>. To defend an attempted-murder case requires 1/7 of the time = <b>\$13,640</b></p>	<p>Combined hourly rates of the following staff: Judge, Bailiff, Research Attorney, Court Reporter, Clerk = <b>\$200 per hour</b>. \$200 x 44 hours (murder case) = <b>\$8,800</b>                      \$200 x 6 hours (A felony) = <b>\$1,200</b></p>

## INCARCERATION

Subject:	Pre-Trial Incarceration	State Prison (Attempted Murder)	State Prison (Murder Case)
Source	<ul style="list-style-type: none"> <li>Fresno County Budget (<a href="#">Link</a>)</li> <li>Fresno County Sheriff Annual Report (<a href="#">Link</a>)</li> </ul>	<ul style="list-style-type: none"> <li>Legislative Analyst Office (<a href="#">Link</a>)</li> <li>Injury shooting (9 years) (<a href="#">Link</a>)</li> </ul>	<ul style="list-style-type: none"> <li>Legislative Analyst Office (<a href="#">Link</a>)</li> <li>Murder (25 years) (<a href="#">Link</a>)</li> </ul>
Notes	<ul style="list-style-type: none"> <li>County Jail Budget FY2018 = \$260,490,081</li> <li>Average FY19 daily population = 3,042</li> <li>Average Daily Cost Per Inmate: <b>\$234/day</b></li> </ul> <p>Average 2 year period of pre-trial incarceration in the county upon sentencing and placement into State Prison. \$234/day x 2 years = <b>\$170,820</b></p>	<p>Annual cost of <b>\$106,131</b> to incarcerate an adult in the California state prison system.</p> <p>Convictions involving injury shootings serve an average of 9 years in state prison, subtracting pre-trial 'time-served' in the County jail.                      (\$106,131 x 9 years) - 2 years = <b>\$742,917</b></p>	<p>Annual cost of <b>\$106,131</b> to incarcerate an adult in the California state prison system.</p> <p>Average inmate serves 25 years for murder, minus time served.                      (\$106,131 x 25 years) - 2 years = <b>\$2,441,013</b></p>

## VICTIM SUPPORT

Subject:	Victim of Crimes	Social Service Assistance	Medical Examiner's Office
Source	<ul style="list-style-type: none"> <li>Crime Victims Compensation Program (<a href="#">Link</a>)</li> </ul>	<ul style="list-style-type: none"> <li>Eligibility and Benefit Amounts in State Cash Assistance Programs: SNAP (<a href="#">Link</a>) TANF (<a href="#">Link</a>)</li> </ul>	<ul style="list-style-type: none"> <li>Fresno County Coroner FY20 Annual Report (<a href="#">Link</a>)</li> </ul>
Notes	<p>Maximum Compensation Homicide and Non-fatal shooting = <b>\$70,000</b></p> <p>Eligible Expenses</p> <ul style="list-style-type: none"> <li>* Medical</li> <li>* Outpatient mental health</li> <li>* Funeral and burial</li> <li>* Income loss</li> <li>* Relocation</li> <li>* Crime Scene Cleanup</li> </ul>	<p>When victim is severely shot, many can't return to work immediately. Since the victim and perpetrator may be a major financial contributor to the household, many families may need to apply for social services support. The estimate for this study is for 1 year of Social Service assistance. (\$1,434/mo x 12 months) x 2 families = <b>\$34,416</b></p>	<ul style="list-style-type: none"> <li>National Average of Medical Examiner's Autopsy (<a href="#">Link</a>)</li> </ul> <p>Total number of autopsies in FY 20 = 447                      Cost per autopsy = <b>\$2,500</b></p>

## LOST REVENUE

Subject:	Lost Tax Revenue (One person going to jail)	Lost Tax Revenue (Murder: Loss Revenue for 2 people)
Source	<ul style="list-style-type: none"> <li>2021 (<a href="#">Income Tax</a>), (<a href="#">State Sales Tax</a>) (<a href="#">City/County Sales/Use Tax</a>)</li> </ul>	<ul style="list-style-type: none"> <li>2021 (<a href="#">Income Tax</a>), (<a href="#">State Sales Tax</a>) (<a href="#">City/County Sales/Use Tax</a>)</li> </ul>
Notes	<p>State income tax= <b>\$348.89 + 4% over \$22,107 (\$315)</b>                      Fresno City/Fresno County combined sales/use tax = <b>8.35%</b>.</p> <p>If person earns 30k/year, then <b>total income tax = \$664</b> If person spends 1/3 of income, then <b>total sales tax = \$826. Total combined tax = \$1,490/yr</b></p> <p>But if person has to serve a 9 years sentence for attempted murder, then (\$1,490 x 9 years) = <b>\$13,410 of missed combined tax revenue.</b></p> <p>If shooting victim doesn't work for one year, then an additional <b>\$1,490 of lost revenue</b> is added.  <b>Total Lost Sales Tax Revenue = \$14,900</b></p>	<p>State income tax= <b>\$348.89 + 4% over \$22,107 (\$315) = \$664</b>                      Fresno City/Fresno County combined sales/use tax = <b>8.35%</b>.</p> <p>If person earns 30k/year, then <b>total income tax = \$1,490.</b>                      If person spends 1/3 of income, then <b>total sales tax = \$826.</b>  <b>Total combined tax = \$1,490/yr</b></p> <p>Average murder sentence is 25 years; combined revenue loss for victim and perpetrator is at least <b>\$74,500</b> (\$1,490 x 25 years x 2 people)</p>